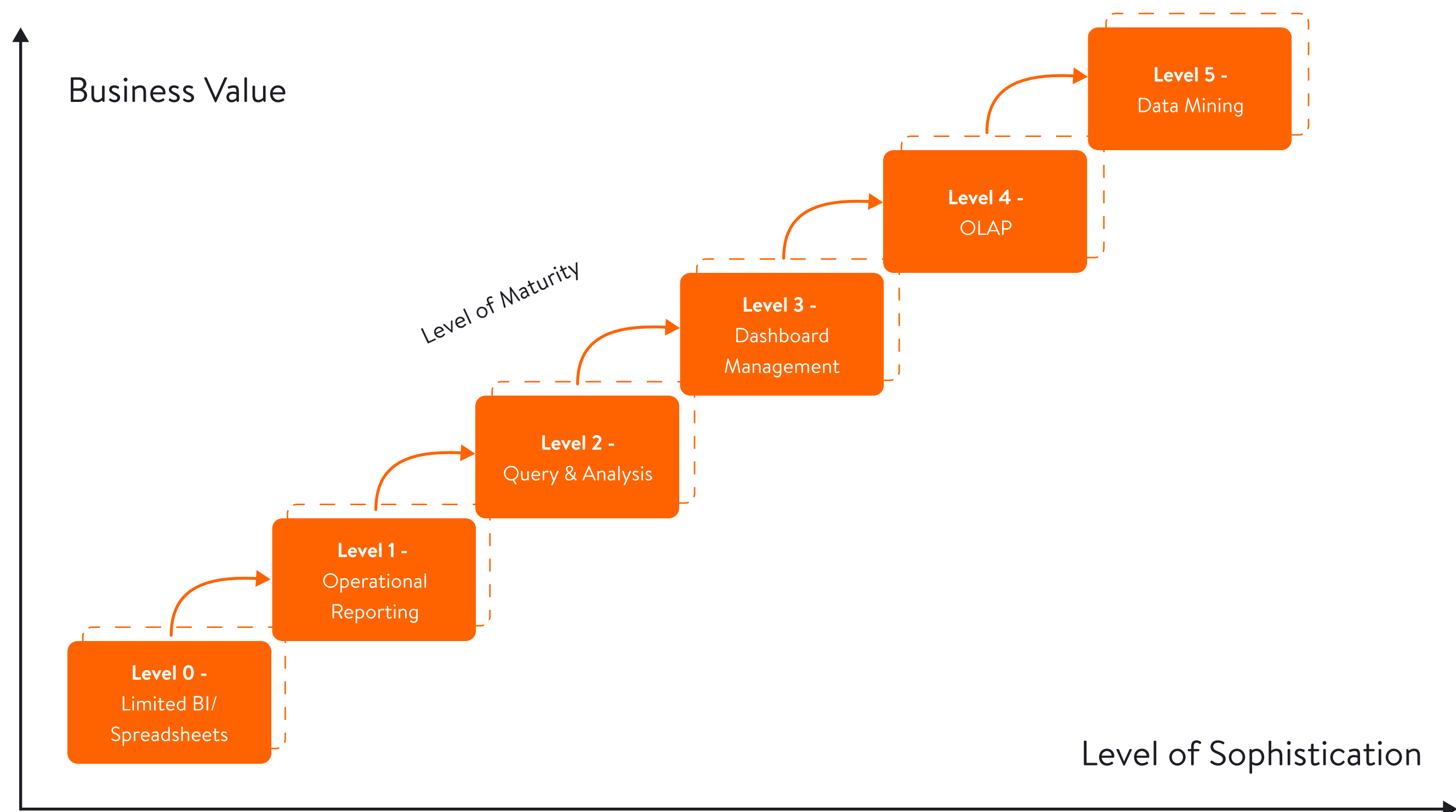


CHECKLIST TO ASSESS YOUR LEVEL OF DATA AND BI MATURITY

A BI maturity model designed by [BI-Insider](#) represents how evolving data analytics increases the business value and sophistication level of your business processes. Define your level of maturity by following the checklist below.

BUSINESS INTELLIGENCE (BI) MATURITY MODEL



YOU'RE AT LEVEL 0 IF YOUR BUSINESS:

- widely uses Excel spreadsheets and other limited desktop applications
- has siloed data across departments that is hardly accessible
- depends only on a small number of people and their personal opinions and experiences in decision-making
- lacks a proper level of collaboration between data and technology teams and department staff

YOU'RE AT LEVEL 1 IF YOUR BUSINESS:

- composes operational reports that provide snapshots of current events at the company in plain format (example: a sales operational report can include day-to-day sales activities at the organization with names of sales representatives, closed deals, and customer information)
- has limited access to data analysis
- struggles to generate valuable insights to nourish decision-making

YOU'RE AT LEVEL 2 IF YOUR BUSINESS:

- conducts ad-hoc querying by building simple requests to retrieve datasets from data storage (such requests can be in the form of a simple question or statement)
- leverages basic data analytics by generating reports that provide an overview of historical and current business conditions

YOU'RE AT LEVEL 3 IF YOUR BUSINESS:

- knows the KPIs you need to measure and visualize on a dashboard
- views business insights presented in the form of detailed dashboards
- uses data in decision-making, as dashboards show relations between datasets

YOU'RE AT LEVEL 4 IF YOUR BUSINESS:

- uses online analytical processing (OLAP), which indicates a shift in data analysis in the direction of automation
- stores data in OLAP cubes that simplify data access, retrieval, processing, and further analysis (data storage systems as a data warehouse consist of OLAP cubes)
- performs real-time data analysis
- generates business insights based on a large amount of data


YOU'RE AT LEVEL 5 IF YOUR BUSINESS:

- benefits from advanced analytics built on AI and ML models
- can predict company performance for a certain period
- develops and implements automated custom algorithms that can regularly develop insights, saving time on manual queries


A well-organized and well-documented data lifecycle can help you increase business value by effectively implementing BI and advanced analytics capabilities.

As a technology partner with years of experience helping organizations grow, **we can help you incrementally reach new levels of BI maturity**, taking you from level 0 to level 5 in just a few years.

CONTACT US



github.com/Yalantis
Open-source projects the
community adores




youtube.com/playlist?list=PLjF2RbdSEMDJXrPlwh-IIRiyjvk1WTHuW
Our clients video testimonials



yalantis.com/works/
Projects we're proud of



yalantis.com/blog/
More insights from us



clutch.co/profile/yalantis#reviews
Our clients' feedback



linkedin.com/company/yalantis
A great place to work